

# **CHIEF'S REPORT**

# **MENOMONEE FALLS**

# **FIRE DEPARTMENT**

*2024 Annual Report*



# OVERVIEW

## Organizational Overview

- Guiding Statements – Project Completion
- Culture Assessment - Progress
- Organizational Chart
- Budget

## Statistics/ Trends

## Emergency Communications

## Community Risk Reduction/ Investigation

## Training/ Tools/ Tech

## Projects



# GUIDING STATEMENTS

## Core values

### COMPETENCE

Furthering knowledge through education and preparedness.

### CONFIDENCE

Applying skills accurately in adverse conditions.  
Without hesitation.

### DEDICATION

Constant improvement through a consistent effort.

### INTEGRITY

A determined expectation to always do what is right.  
Establish and maintain trust.

### RESPECT

For your community... for your team... for yourself.  
Give it, Earn it (everyday).

## Mission

**Provide excellent service**  
in emergency medicine, fire protection, and public education.

**Prioritize professionalism and training**  
to promote ability and expertise.

**Harness leadership at all levels**  
to utilize organizational strength- from every member.

**Ensure the safety of our community**  
through readiness, response, and risk management.



# GUIDING STATEMENTS

## Vision

We pledge a progressive mindset that utilizes technique, technology, training, and teamwork to advance our department and our profession. We will constantly develop our approach to serve the needs of the communities we serve.

We will honor the past and embrace the future by recruiting and supporting members who strive to **EXCEED EXPECTATION EVERYDAY.**

Through high-quality, dependable service, we will advance our standing within our industry and become an example for others to follow. **Devoted to give our best... to get the best... to be the BEST.**

## Inclusion statement

Menomonee Falls Fire and EMS fosters teamwork by recognizing the value of unique perspectives. We believe that:

**Diversity** fuels organizational and individual **success**  
**Equity** supports **access** and **opportunity**  
**Inclusion** drives **innovation**, and...  
**Together we thrive**

“All Together, All In”

## Motto

How can we help?



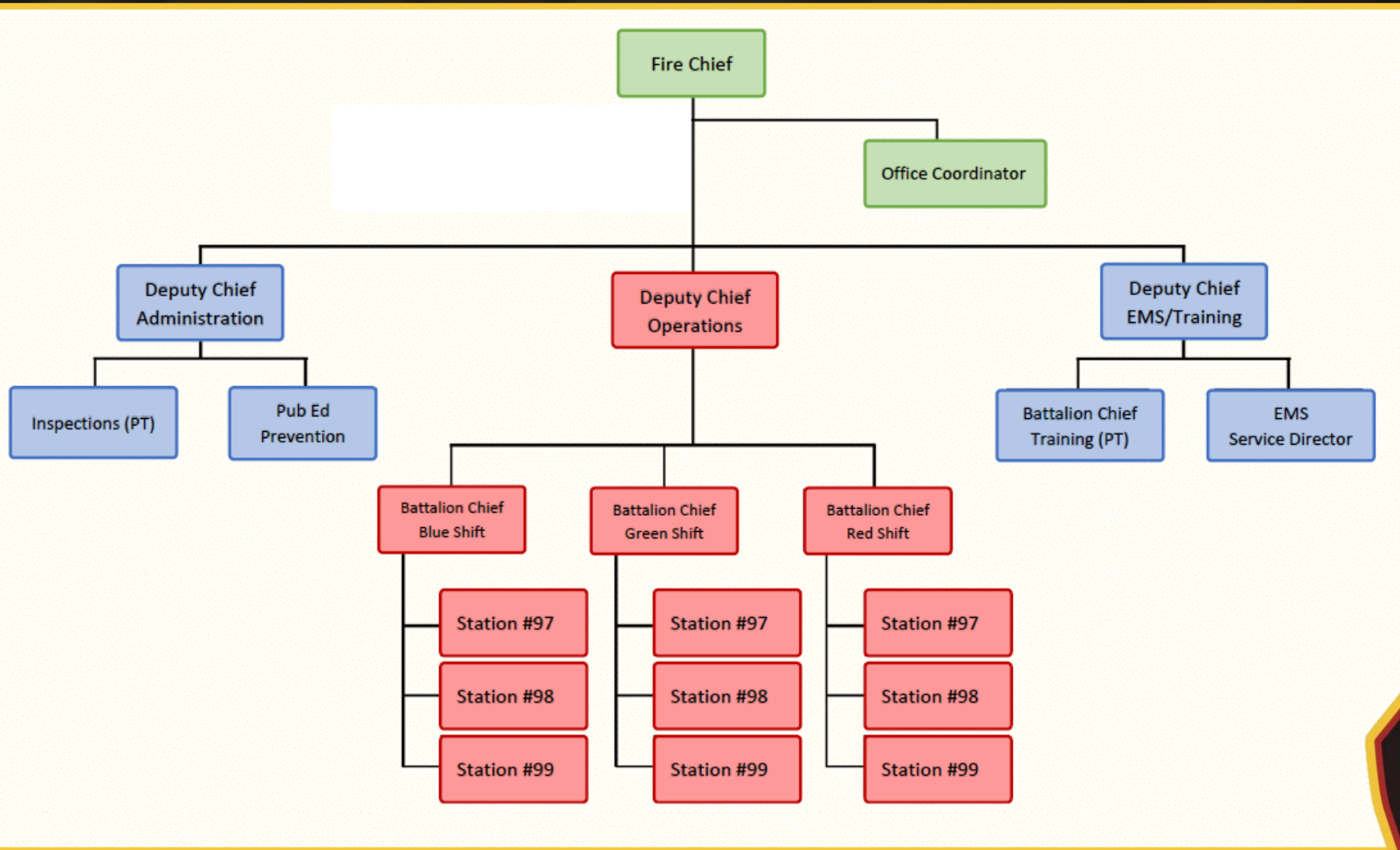
# CULTURE ASSESSMENT

## Organizational Goals (Things to Create):

- Celebrate Wins
- Set Employees Up for Success
- Limit Condescension by Implementing Equal Accountability
- Provide Consistent Leadership Development
- Strengthen Communication
- Implement a Department Campaign Plan



# CURRENT ORG CHART



# CURRENT ORG CHART



**35**

Career  
firefighters

**36**

Part-time  
firefighters/EMTs



**17**

Support  
staff




EST. 1894

# 2024 BUDGET

## 220 (Fire)

	2019 Actual	2020 Actual	2021 Actual	2022 Actual	2023 Actual	2024 Estimate
Personnel	4,167,684	4,672,033	5,293,929	5,804,758	6,460,716	<b>7,711,500</b>
Other operating	564,660	627,335	1,034,800	789,390	1,064,591	<b>1,486,000</b>
Contracted services	105,082	134,251	121,551	127,393	223,945	<b>181,000</b>
Capital outlay	417,117	1,864,072	505,174	92,779	460,683	<b>122,500</b>
Total	5,254,543	7,297,691	6,955,454	6,814,320	8,209,935	<b>9,501,000</b>



**\$9.5M**  
Operating  
budget

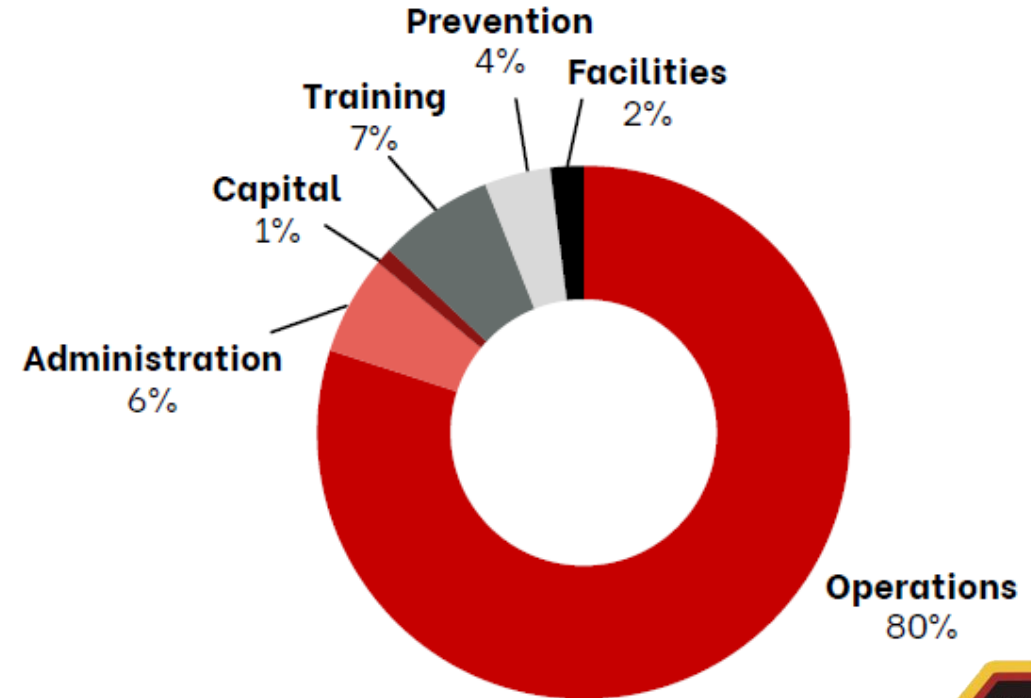


# 2024 BUDGET

## Program expenses

The MFFD budget is broken down to six major divisions:

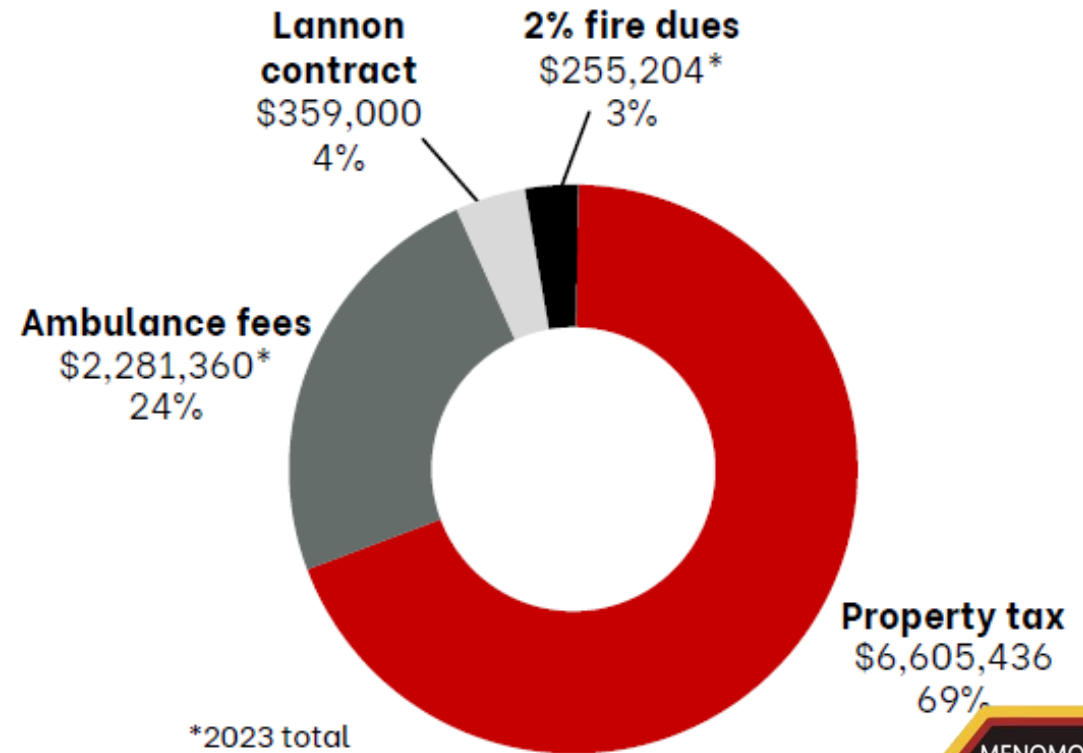
- Operations (fire suppression/emergency medical services)
- Administration
- Capital
- Training
- Prevention
- Facilities



# 2024 BUDGET

## Revenues

The majority of funding is received from property tax. MFFD also receives funding from fire insurance premiums, known as 2% fire dues, ambulance fees and contract for fire service in Lannon.

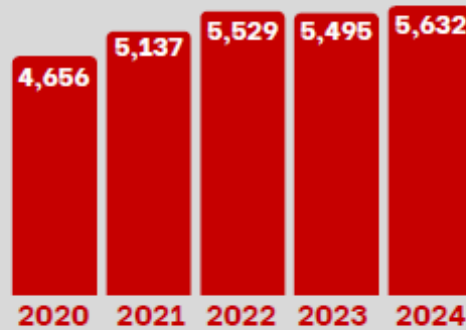


# STATISTICS AND TRENDS

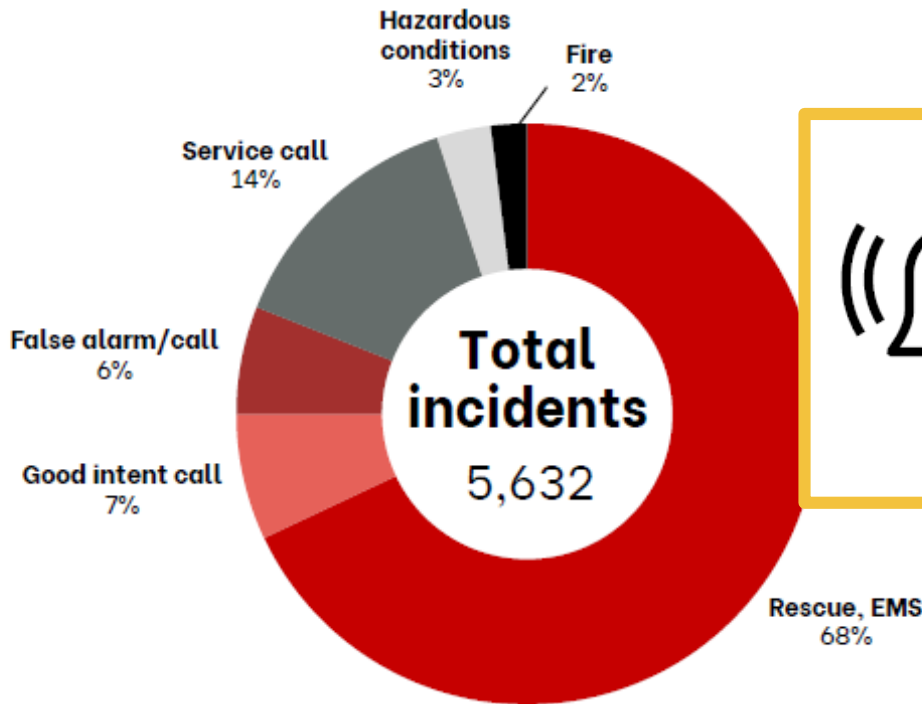


2020-24  
Annual calls for service

↑ 21%



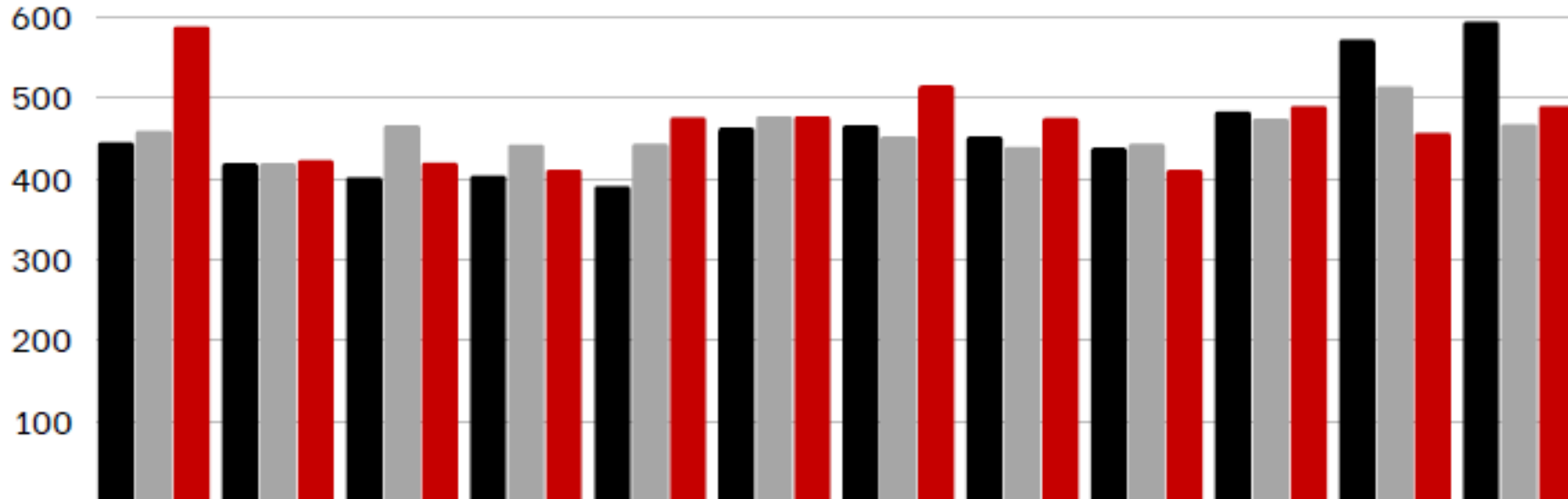
From 2020 to 2024, incident call volume increased by 976 emergency calls, or 21%.



**5,632**  
Calls for service



# STATISTICS AND TRENDS



	Jan	Feb	Mar	Apr	May	Jun	Jul	Aug	Sep	Oct	Nov	Dec	Total
■ 2022	445	419	402	404	391	463	466	452	438	483	572	594	5,529
■ 2023	459	419	466	442	443	477	452	439	443	474	514	467	5,495
■ 2024	588	423	420	411	476	477	515	475	411	490	457	490	

■ 2022   ■ 2023   ■ 2024



# STATISTICS AND TRENDS

NFIRS Incident Type by Category	Last Month	This Month	This Month Last Year	This Year to date	Last Year to Date	+/- Last Year
TOTAL-FIRE INCIDENTS	8	9	3	86	70	+16
TOTAL-OVERPRESSURE, RUPTURE, EXPLOSION,	0	0	0	2	2	0
TOTAL-RESCUE & EMS INCIDENTS	331	346	337	3819	3767	+52
TOTAL-HAZARDOUS CONDITION INCIDENTS (No Fire)	9	8	10	170	122	+48
TOTAL-SERVICE CALLS	57	62	54	796	741	+55
TOTAL-GOOD INTENT CALLS	29	36	44	410	426	-16
TOTAL-FALSE ALARM & FALSE CALL INCIDENTS	23	29	18	345	364	-19
TOTAL-SEVERE WEATHER & NATURAL DISASTER	0	0	0	2	0	+2
TOTAL-SPECIAL INCIDENT TYPE	0	0	1	2	3	-1
TOTAL-OTHER INCIDENT TYPE	0	0	0	0	0	0
TOTAL-ALL INCIDENTS	457	490	467	5632	5495	137

## TOTAL MFFD



EST. 1894

# STATISTICS AND TRENDS

NFIRS Incident Type by Category	Last Month	This Month	This Month Last Year	This Year to date	Last Year to Date	+/- Last Year
TOTAL-FIRE INCIDENTS	1	0	0	2	4	-2
TOTAL-OVERPRESSURE, RUPTURE, EXPLOSION,	0	0	0	0	0	0
TOTAL-RESCUE & EMS INCIDENTS	5	4	13	88	96	-8
TOTAL-HAZARDOUS CONDITION INCIDENTS (No Fire)	1	0	0	6	5	+1
TOTAL-SERVICE CALLS	1	1	4	12	20	-8
TOTAL-GOOD INTENT CALLS	1	0	1	7	13	-6
TOTAL-FALSE ALARM & FALSE CALL INCIDENTS	0	0	0	15	10	+5
TOTAL-SEVERE WEATHER & NATURAL DISASTER	0	0	0	0	0	0
TOTAL-SPECIAL INCIDENT TYPE	0	0	0	0	0	0
TOTAL-OTHER INCIDENT TYPE	0	0	0	0	0	0
TOTAL-ALL INCIDENTS	9	5	18	130	148	-18

# LANNON



EST. 1894

# STATISTICS AND TRENDS

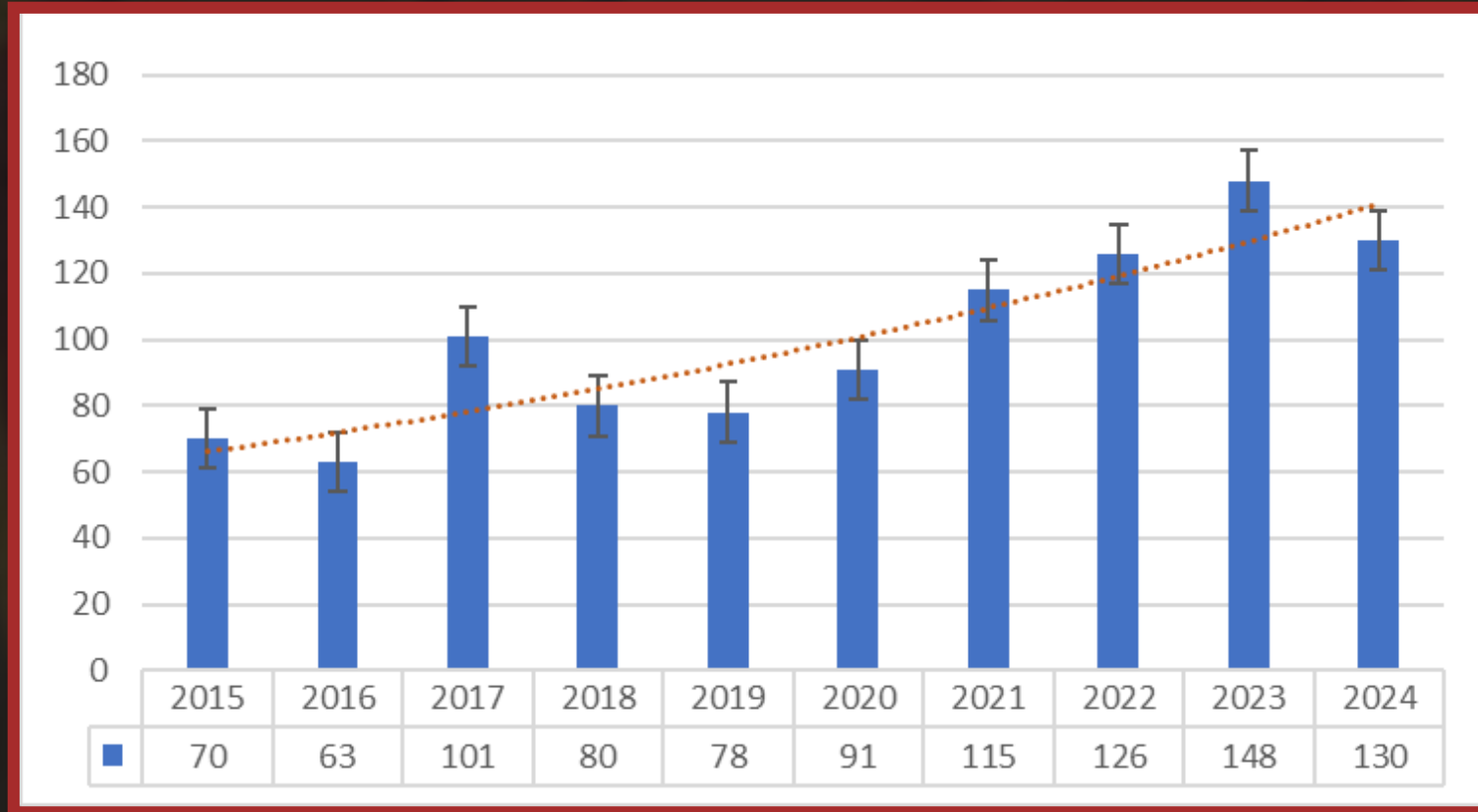
NFIRS Incident Type by Category	2015	2016	2017	2018	2019	2020	2021	2022	2023	2024
TOTAL-FIRE INCIDENTS	2	0	4	1	2	4	7	3	4	2
TOTAL-OVERPRESSURE, RUPTURE, EXPLOSION,	0	0	0	0	0	0	0	0	0	0
TOTAL-RESCUE & EMS INCIDENTS	56	49	75	56	55	69	72	94	96	88
TOTAL-HAZARDOUS CONDITION INCIDENTS (No Fire)	4	0	3	6	2	4	8	2	5	6
TOTAL-SERVICE CALLS	2	5	5	10	3	6	4	11	20	12
TOTAL-GOOD INTENT CALLS	1	4	10	3	9	7	13	11	13	7
TOTAL-FALSE ALARM & FALSE CALL INCIDENTS	5	5	4	4	7	1	9	4	10	15
TOTAL-SEVERE WEATHER & NATURAL DISASTER	0	0	0	0	0	0	2	0	0	0
TOTAL-SPECIAL INCIDENT TYPE	0	0	0	0	0	0	0	1	0	0
TOTAL-OTHER INCIDENT TYPE	0	0	0	0	0	0	0	0	0	0
TOTAL-ALL INCIDENTS	70	63	101	80	78	91	115	126	148	130

# LANNON



EST. 1894

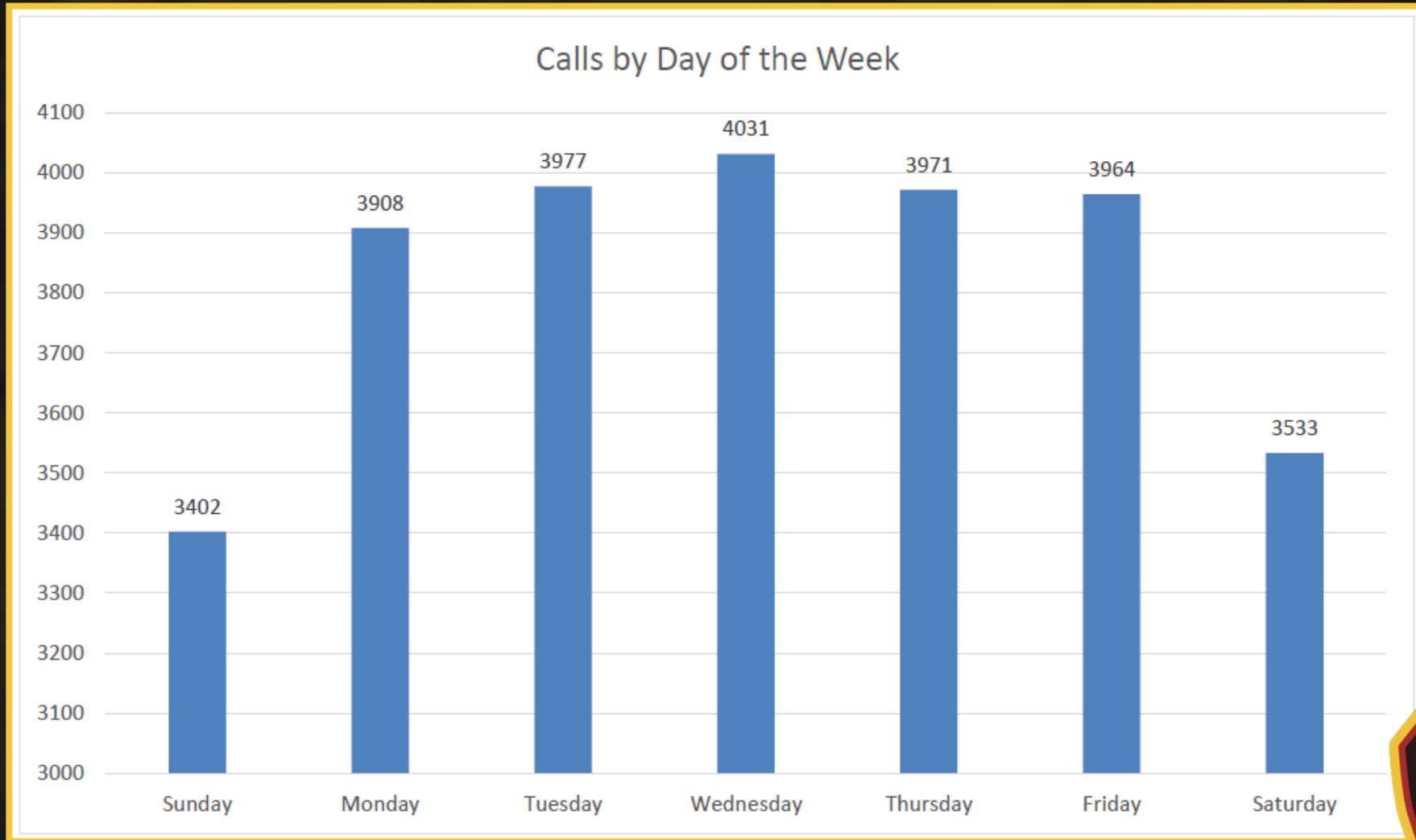
# STATISTICS AND TRENDS



## LANNON TRENDLINE

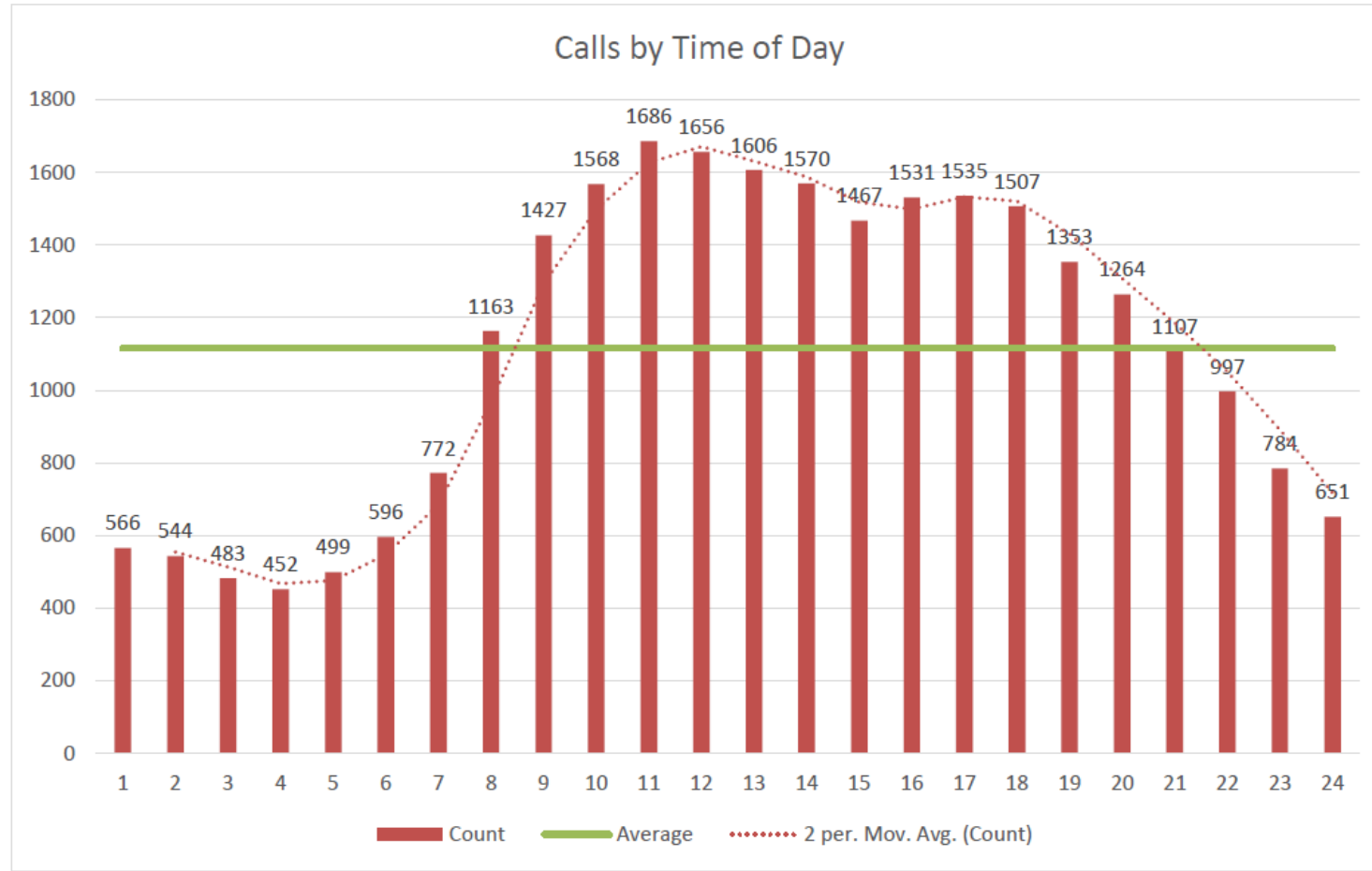


# STATISTICS AND TRENDS



# STATISTICS AND TRENDS

## MFFD 5-Year Call Data (2020-2024)



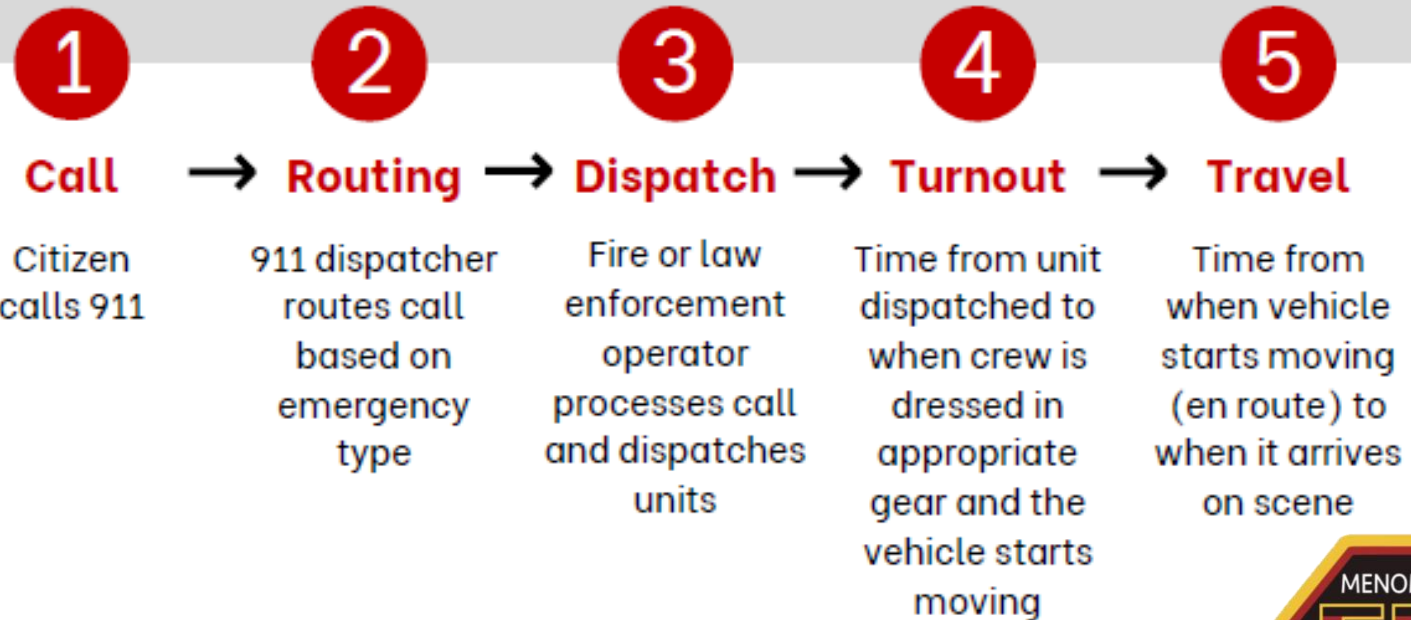
# EMERGENCY COMMUNICATIONS



## Anatomy of a 911 call

### Emergency Response Times

In Menomonee Falls, all 911 calls are answered by dispatchers at Waukesha County Communications who dispatch units appropriate for the type of emergency.



# COMMUNITY RISK REDUCTION



**1,819**  
Properties  
inspected

LANNON  
FIRE INSPECTIONS  
**243**



2023

Value of building and contents  
saved by MFFD firefighters

**95%**

### Property

Value	Saved
\$61,748,020	\$58,920,015

In 2024 the MFFD responded to a total of 86 fires, including structures, vehicles, and wildland. This is a 23% increase from the previous year.



# INVESTIGATION




## Fire Investigation

The purpose of fire investigation is to determine the origin and cause of fires. This information can then be used to educate the public about a fire's cause in order to prevent similar fires and to provide an accurate account of what happened.



# TRAINING

In 2024, MFFD personnel **logged over 13,800 hours of training**. This was accomplished through classroom, hands-on and online training. The majority of training is job-specific, related to firefighting, EMS, driving/operating apparatus, and officer development. All personnel complete OSHA and other job safety training.



**13,800**  
Training  
hours



# TOOLS AND TECH



# PROJECTS

MENOMONEE FALLS




**STATION #99**



EST. 1894

# PROJECTS

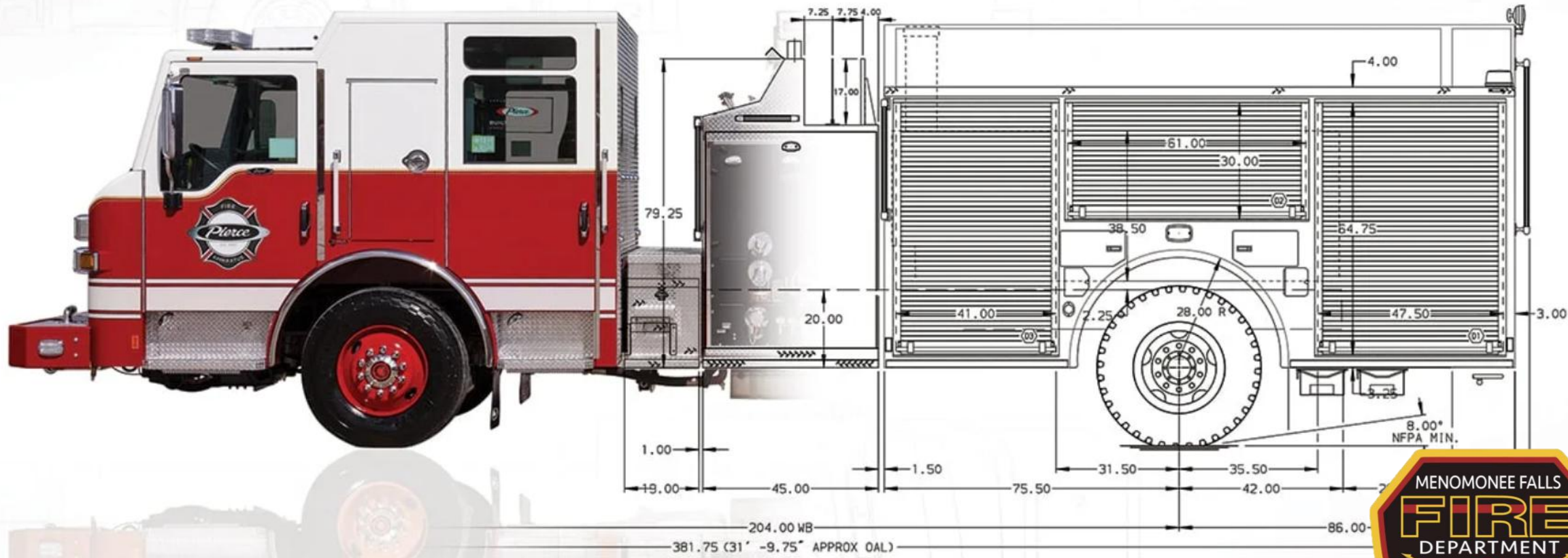


## NEW SCBA



# PROJECTS

## NEW ENGINE



# UPCOMING PROJECTS



U.S. Fire Administration  
Working for a fire-safe America



**NERIS**  
NATIONAL EMERGENCY RESPONSE INFORMATION SYSTEM



*EPR*

**FIREWORKS**



# WELLNESS/ PEER SUPPORT



# RECOGNITION

## Length of service milestones

### 2 years

Justin Biehn  
Paul Emery  
Jen Feldmann

Taylor Gray  
Iman Johnson  
Courtney Jones

Jennifer Lloyd  
Chloe Miller  
Mike Peterson

Keelan Schmidt  
Will Smith

### 10 years



Firefighter/AEMT  
Rico Bishop



Lieut./Paramedic  
Ed Burg



Firefighter  
Adam Ewig



Firefighter/AEMT  
Camron Hepp



Lieut./Paramedic  
Cody Porter



Inspector  
Kevin Porter



# RECOGNITION

## 15 years



Battalion Chief  
Jared Klug



Lieutenant/AEMT  
Dale Rome



Firefighter/EMT  
Greg Schneider



AEMT  
Lisa Ulicki

## 25 years



Battalion Chief  
Brent Biedenbender



Firefighter/AEMT  
Nick Coon



Deputy Chief  
Kevin Rokenbrodt



# QUESTIONS?

